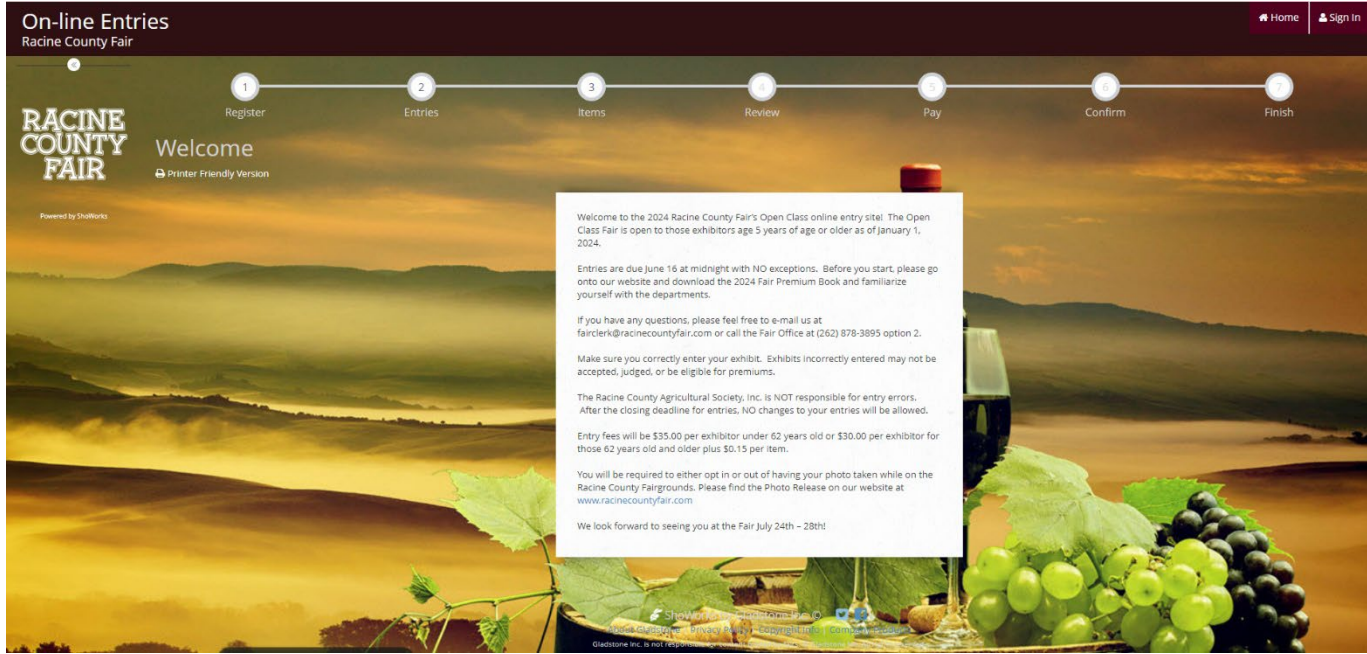


## 2024 Open Class Entry Instructions

If at any time you need assistance please feel free to e-mail us at [fairclerk@racinecountyfair.com](mailto:fairclerk@racinecountyfair.com) or call 262-878-3895 Option 2

- Go to our website: [www.racinecountyfair.com](http://www.racinecountyfair.com),
  - o Entry Information, Open Class, Online Entries
- Alternatively, you can find our online entry site at [racino.fairwire.com](http://racino.fairwire.com)



- You will need to enter your First Name and Last Name and select the “I am a new exhibitor or have yet to register this year” option.
  - o Families may enter together using the “Quick Group” option in the Tip Line

**Registration**

**Tip:**  
Are you a family or group with multiple exhibitors? Sign in as a **Quick Group** to submit entries for multiple family members or a group of exhibitors and check out all in the same cart.

First Name

Last Name

or sign in using ShoWorks Passport

It's free and lets you securely keep your information and entries **year-to-year** and reuse across different fairs and shows. Get instant notifications when it's time to show or entries have been judged and see your awards. Sign up now and begin keeping track of your own entries!

[Tell me more about ShoWorks Passport...](#)

I am a new exhibitor or have yet to register this year
 I have previously registered this year

[Continue →](#)

- On the next screen, you will be required to enter all of your exhibitor’s information (including date of birth), and enter a password.
  - o Enter a Premise ID if you are showing Livestock.

First Name

Last Name

Password \*

Re-type Password \*

Address \*

Address2

City \*

State/Prov \*

Postal Code \*

Phone Number \*

e-mail \*

Re-type e-mail \*

Date of Birth \*

Photo Release \*

[Continue →](#)

**Make sure you write down your password. You will not be able to access your submitted entries without it.**

- You will also be required to agree or not agree to the Photo Release listed on our Website

Photo Release \*

-- Choose an Item --

-- Choose an Item --

I agree to the Photo Release

I do NOT agree to the Photo Release

Continue →

- Once registered, you will be able to start choosing your entries.
  - o Choose Department
  - o Choose Division
  - o Choose which class(es) you wish to enter. You may check as many as you want within that division but **you may only enter each class once.**
  - o Choose **Open Class** as the Club you are exhibiting under.

Entries

Special Instructions:

Exhibitors may only enter each class once.

Choose OPEN CLASS as the Club.

Please refer to the 2024 Fairbook for complete entry descriptions.

All entries consist of 1/2 Cake with Suitable Frosting unless otherwise listed.

---

\* required

Department

Division

Class \*
 

- 01 : Banana Cake
- 02 : Carrot Cake
- 03 : Devil's Food Cake - white frosting
- 04 : German Chocolate Cake
- 05 : Light Cake - chocolate frosting
- 06 : Marble Cake
- 07 : Orange Cake
- 08 : Poppy Seed Cake - no egg filling
- 09 : White Cake - coconut frosting

Club \*

[Add Entry to Cart ✓](#)

Put the Club as OPEN CLASS. Do NOT choose anything other than Open Class.

- Once all the information looks correct, you can add the entry(ies) to your cart which will show up on the left hand side of the screen.

Save Edit

Your Entry Cart

IMA EXHIBITOR:

FN Open 04. Ca...\$0.15

FN Open 04. Ca...\$0.15

2 Items \$0.30

---

TOTAL \$0.30

1
2
3
4
5

Register    Entries    Items    Review    Pay

Entries

✓ 2 entries added

2 'FN Open 04. Cakes - Layered' entries have been added to your cart. You may 'continue' to the next section at this time or select another Division to add more entries to your cart.

Department

[+ Add different Entry](#)
[Add similar Entry](#)
[Continue →](#)

Powered by ShoWorks

- Once finished with all entries, go to the Items section to choose additional items. Here you **MUST** choose either the Open Class Entry Fee or the Senior Class Entry Fee. You will not be able to pick up your entry tags if you do not choose one of those options.  
This is also where you can choose to add additional passes.
- **Goat Exhibitors:** You must indicate the total number of Goats your bringing and the total number of Goat Pens you will need at Fair.

**Additional Items**

**Choose Quantities**  
Select the quantities for any items you wish to add by clicking the + and - buttons, then click 'Continue'.

⚠ limits to the quantity allowed apply to this item

Item	Amount	Qty	Total
<b>Fee Items</b>			
⚠ Open Class Entry Fee <small>5 day pass included (Under 62 Yrs) - MUST Choose One Entry Fee</small>	\$35.00	0 + -	\$0.00
⚠ Open Class Entry Fee - Senior <small>5 day pass included (62 Yrs &amp; Older) - MUST Choose One Entry Fee</small>	\$30.00	0 + -	\$0.00
RCF Additional Season Pass <small>5 Day Pass (ALL those 8 Yrs &amp; Older)</small>	\$35.00	0 + -	\$0.00
<b>Non-Fee Items</b>			
Goat Pens <small>Number of Pens needed if showing in Dept 105</small>		0 + -	
Total Number of Goats Bringing <small>Only required for those showing in Dept 105</small>		0 + -	

- After hitting continue, you will be able to review and edit your cart. If you wish to remove an item, just click on the red X on the right hand side of the list. This is where you can also save the cart for later. If you are satisfied with your entries, click "Check- out"

**Review of Cart**

**Continue to Check-out**  
The following is a list of items in your cart. To remove an item, click the **X** button next to the item that you want to remove. To edit an item, click the button.

⚠ You are not finished yet! You will still need to confirm in the upcoming steps.

Item	Description	Amount	Edit	Remove
<b>Ima Exhibitor's items:</b>				
	FN Open 04. Cakes - Layered Class: 02 - Carrot Cake Club: Open Class	\$0.15		
	FN Open 04. Cakes - Layered Class: 06 - Marble Cake Club: Open Class	\$0.15		
	Open Class Entry Fee	\$35.00 x 1		
<b>Total for Ima Exhibitor with 2 entries</b>		<b>\$35.30</b>		
<b>3 TOTAL ITEMS IN CART:</b>		<b>\$35.30</b>		
<b>BALANCE DUE:</b>		<b>\$35.30</b>		

- You will then enter the Payment screen. Enter your credit card information of a Visa or Mastercard ONLY


**Payment**

**Provide Payment Information**  
Your balance is \$30.45. Please complete the following for your purchase. You will confirm on the next page.

Amount Due \$30.45

Payment Method

Account Number

CW  

Expiration Date

Use my previous address

Name on Card

Billing Address

Billing City

Billing State/Prov

Billing Postal Code

Billing Country



**Continue** →

- Once you enter your credit card information, you will be taken to the Confirmation screen. YOU WILL NOT BE ENTERED until you type YES in the signature box and hit submit.

**Confirm**

Do you agree to the following?  
Below are items which are about to be entered.

**⚠ You have one more step remaining. Your items will NOT be added until you type 'YES' in the box below and click 'Submit'.**

Item	Description	Amount
<b>Ima Exhibitor's items:</b>		
 FN Open 04, Cakes - Layered	Class: 02 - Carrot Cake Club: Open Class	\$0.15
 FN Open 04, Cakes - Layered	Class: 06 - Marble Cake Club: Open Class	\$0.15
Open Class Entry Fee	\$35.00 x 1	\$35.00
<b>Total for Ima Exhibitor with 2 entries and 1 additional items</b>		<b>\$35.30</b>
<b>3 TOTAL ITEMS IN CART:</b>		<b>\$35.30</b>
<b>BALANCE DUE:</b>		<b>\$35.30</b>



**Signature**

On-line submission of data requires that you agree and will abide with the terms as defined in the published rules and regulations in the Fair Premium Book. For a copy of these rules and regulations, please go online to [www.racinecountyfair.com](http://www.racinecountyfair.com) and download our Fair book.

I agree to the above statement (type 'YES' if you agree)

**Submit**

**By typing 'YES' you agree and are bound by the above statement. This action serves as your signature.**

ShoWorks by Gladstone Inc. ©  

[About Gladstone](#) | [Privacy Policy](#) | [Copyright Info](#) | [Company Products](#)

- After submission, you are now entered for the 2024 Racine County Fair! You can print your receipt on the confirmation screen. You will also receive an e-mail receipt with your entries. We will see you July 24<sup>th</sup> – 28<sup>th</sup>!

